



FREEMANS
TEST & MEASURE

DIGITAL MEASURING WHEEL



- ✓ *Bigger 12" Wheel*
- ✓ *Piston Style Rubberized Grip for comfortable handling*
- ✓ *Foldable for easy storage & transport*
- ✓ *Carry Handle*
- ✓ *Carrying Bag*

10,000m

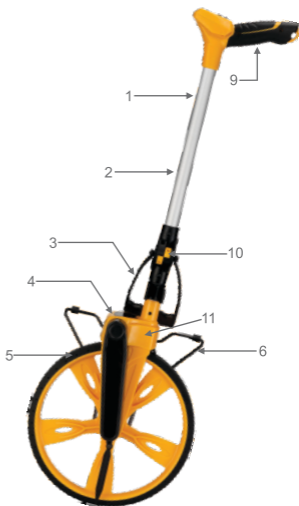
www.freemansgroup.com

USER MANUAL



Nomenclature

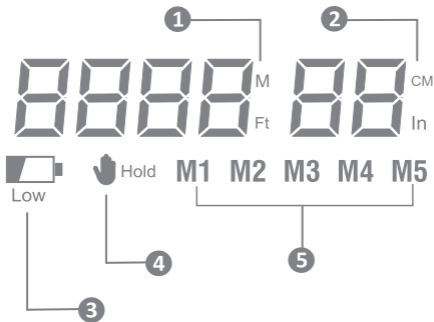
- 1 Aluminum Bar
- 2 Patented Folded Wrist
- 3 Carrying Handle
- 4 Wheel Housing
- 5 Wheel
- 6 Kick Stand
- 7 LCD Display
- 8 Control Keyboard
- 9 Piston Handle
- 10 Handle Lock
- 11 Battery Compartment
(Back side)
- 12 Arrow Key | Reset Measurement
- 13 Control | Arrow Key | Display Light
- 14 Store Measurement Value | Memory | Enter Key
- 15 On/Off
- 16 Unit Conversion
- 17 ESC | Hold |
Clear Measurement



Technical Specifications

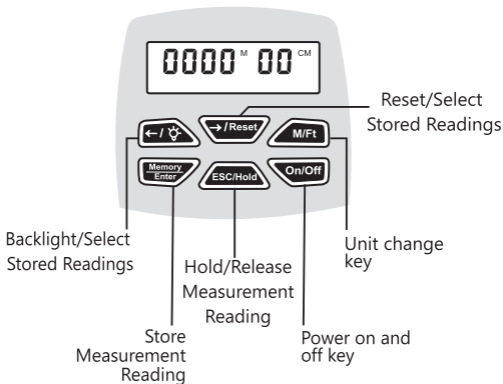
Product Features	Size
	10,000m
Measurement Accuracy	30m +/- 2cm
Wheel Size	12"
Measurement Units	m/ft
Maximum Storage	5 Units
Automatic Backlight	Yes
Automatic Shutdown	300s
Battery	6F22KG Size 1604 9V
1 Year Warranty	Yes
Rubberized Piston Handle	Yes
Foldable	Yes
Carry Handle	Yes
Carrying Bag	Yes
CE Certification	Yes

Measurement Display



- 1) Metric/Imperial Unit Symbol (Meter/Feet)
- 2) Metric/Imperial Unit Symbol (Centimeter/Inch)
- 3) Low Power Symbol
- 4) Hold Symbol
- 5) Stored Measurements Symbol

Keypad Layout



Button Functions

Power On/Off

Turn the measuring wheel on by pressing On/Off key for 2 seconds.



Unit Change

Press m/ft key to switch unit between Metric & Imperial units.



Set to Zero

Press →/Reset key for 2 seconds to set number to 0.



Hold Current Measurement

Press ESC/Hold Key to hold or release the current measurement reading.



Backlight

Press the light button for 2 seconds to turn on the backlight. The light will remain on for 15 seconds and then turn off automatically.














Memory

The user can save upto five measurement readings (M1~M5) in the device. These readings will be retained even if the battery is removed.



How to use the memory function

Step 1	Key	Display
1) Press hold to freeze the reading.		
2) Press memory key to enter memory mode.		
3) Use the [↔] key to navigate between the 5 stored measurement readings, M1-M5.	 	
4) Press enter to save your measurement reading (over-write previously saved measurement reading).		
5) Press ESC to leave memory mode.		

Power Saving Mode

Measuring wheel will automatically turn off, if no key is pressed for 5 minutes.

Low Power

When it is time to change the battery, a low battery sign will appear on the display of your device.



Battery Replacement



Open battery compartment using a suitable screwdriver.



Replace the **9 volt 6F22** battery.

Precautions / FAQs

- 1) Kindly remove the battery, if you are not using the instrument for a long period of time. This will help to avoid any fluid leakage.
- 2) If a battery leak occurs, clean the liquid carefully using a soft cloth. Avoid any skin contact with the liquid.
- 3) Batteries should be recycled as per local regulations.
- 4) Store your device in a cool and dry place. Avoid contact with water at all times.



FREEMANS

TRUSTED WORLDWIDE SINCE 1950

Warranty

All **FREEMANS** Test & Measure products are covered by a **1-year limited Warranty** against defects in material & workmanship and if found defective will be replaced free of charge. This is **valid from the date of final sale**. The warranty do not cover damage caused by misuse, modification, accident or fair wear and tear.



FREEMANS

TEST & MEASURE

Please Retain this Instruction Manual or Sale Invoice in Order to Claim Your Warranty (If Applicable).

Contact us:

FMI Limited

An ISO 9001:2015 Company

8-005, 8-006, 8-007 (8th Floor) Emaar Capital Tower 1,
MG Road, Sector 26, Gurgaon-122002, Haryana, India

🌐 www.freemansgroup.com

Customer care details: Name and address as above

✉ cs@freemansgroup.com

☎ 0124-4185950



Follow us on



📘 FACEBOOK



📷 INSTAGRAM



📺 YOUTUBE



FREEMANS

TEST & MEASURE



DIGITAL MEASURING
TAPE



LASER DISTANCE METERS



DIGITAL SPIRIT LEVELS



LASER DISTANCE METER



LASER LINE LEVEL



DIGITAL
MEASURING
WHEELS